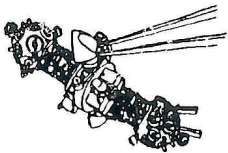
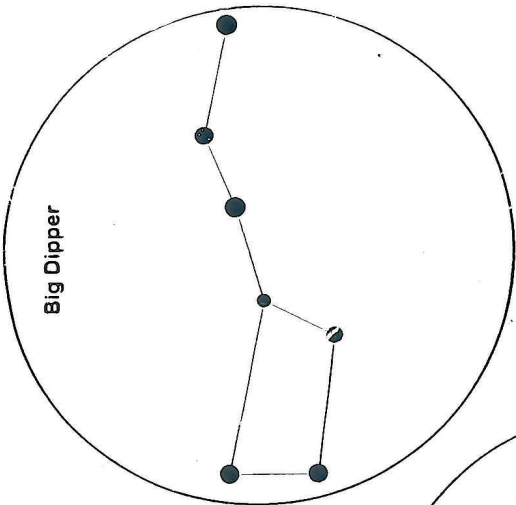
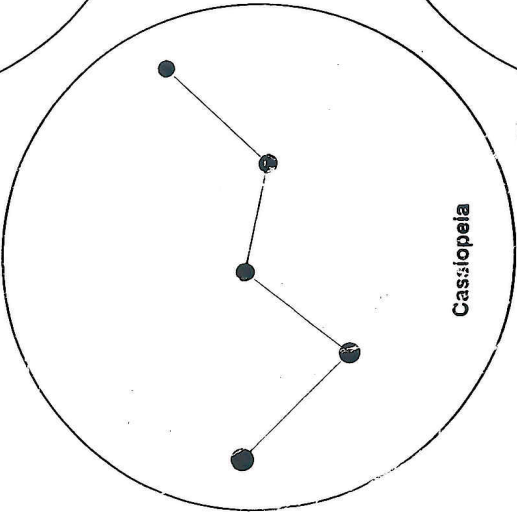


Tin Can Planetarium

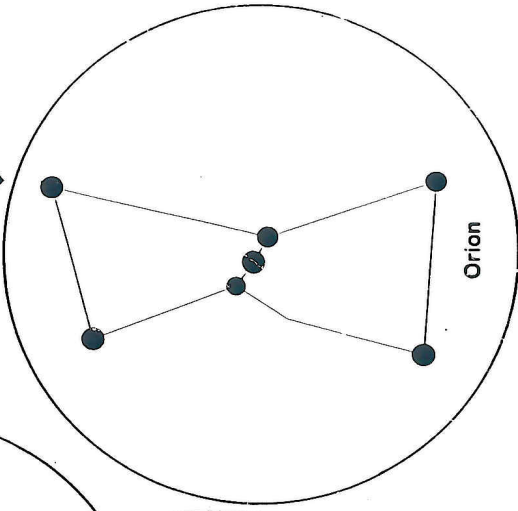


Make Your Own Star Machine

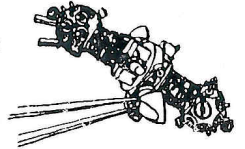
Mark the stars that make up a constellation on the bottom of a ice cream container or tin can. Using a nail punch out holes for the stars. With the room's lights off, shine a flashlight into the container. The pattern of holes will form a constellation of stars on a wall or a ceiling!



Materials Needed:
Flashlight
a Nail
and
a Tin Can.

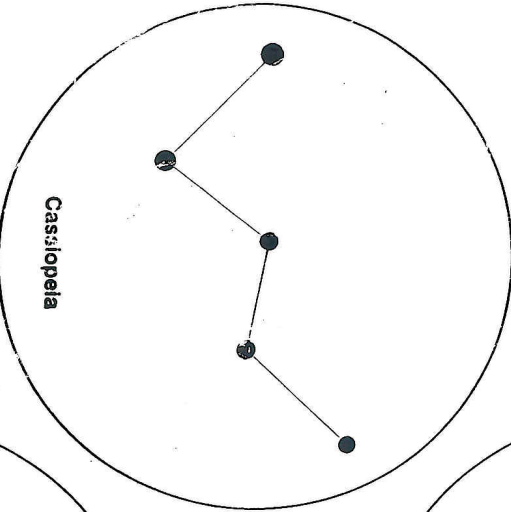


Tin Can Planetarium



Make Your Own Star Machine

Mark the stars that make up a constellation on the bottom of a ice cream container or tin can. Using a nail punch out holes for the stars. With the room's lights off, shine a flashlight into the container. The pattern of holes will form a constellation of stars on a wall or a ceiling!



Materials Needed:
Flashlight
a Nail
and
a Tin Can.

